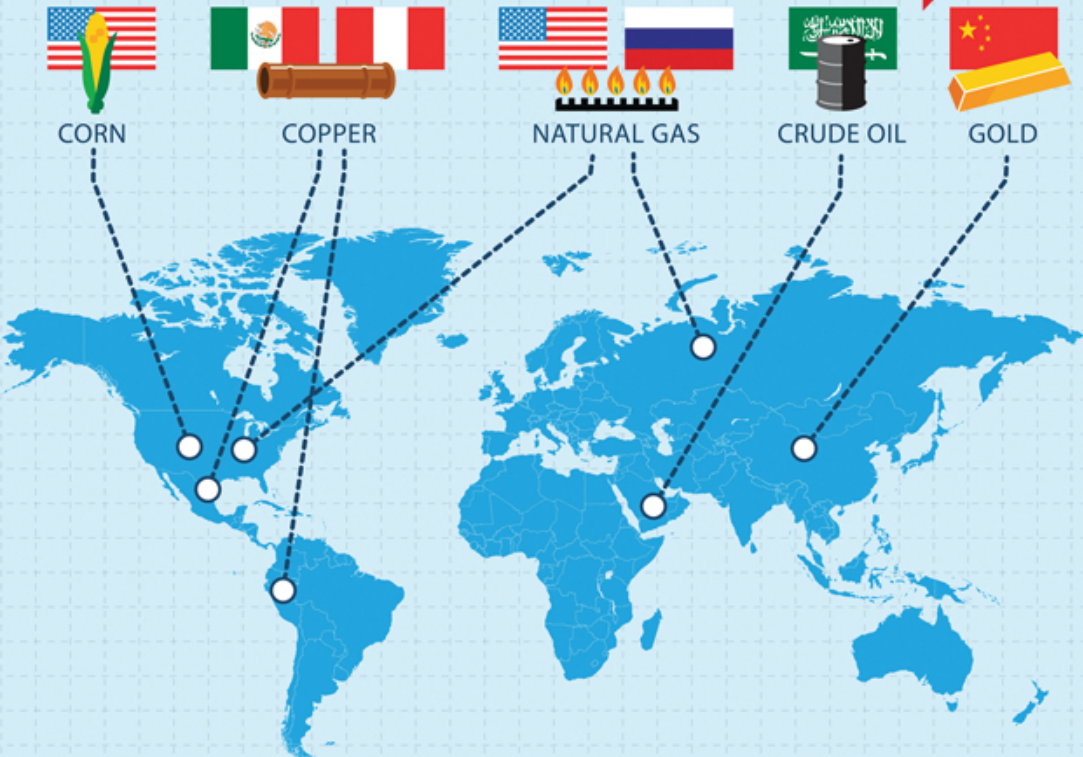


# COMMODITY BINARY OPTIONS



## NADEX COMMODITY BINARY OPTIONS

### METALS

COMEX/NYMEX® GOLD FUTURES  
COMEX/NYMEX SILVER FUTURES  
COMEX/NYMEX COPPER FUTURES

NADEX GOLD BINARY  
NADEX SILVER BINARY  
NADEX COPPER BINARY

### ENERGIES

NYMEX® CRUDE OIL FUTURES  
NYMEX NATURAL GAS FUTURES

NADEX CRUDE OIL BINARY  
NADEX NATURAL GAS BINARY

### AGRICULTURAL

CBOT® CORN FUTURES  
CBOT SOYBEAN FUTURES

NADEX CORN BINARY  
NADEX SOYBEAN BINARY

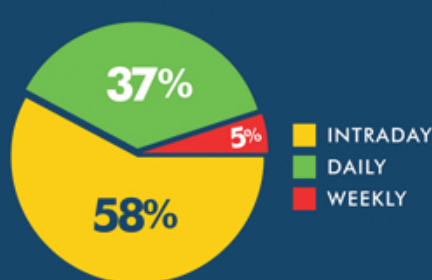
### MOST ACTIVE TRADING TIMES ON THE NADEX EXCHANGE



### MOST POPULAR TRADING DAY ON THE NADEX EXCHANGE



### MOST POPULAR CONTRACTS ON THE NADEX EXCHANGE



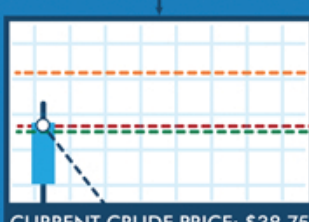
### CONTRACT EXPIRATIONS ON THE NADEX EXCHANGE



## COMMODITY BINARY TRADE VS COMMODITIES FUTURES



### ENTER TRADE



DAILY BINARY CONTRACT  
38.75

Buy 1 Contract @ 50

\$50 cost

DAILY BINARY CONTRACT  
40.00

Buy 1 Contract @ 15

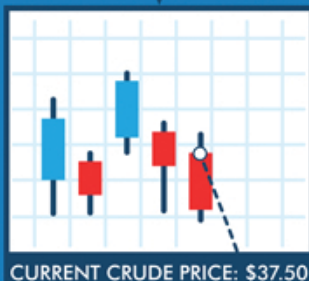
\$15 cost

CRUDE OIL FUTURES CONTRACT

Buy 1 Contract @ 38.75

Margin (Intraday) around \$1000

### HALFWAY TO EXPIRATION



DAILY BINARY CONTRACT  
38.75

TRADING @ 20.00

P&L

UNREALIZED \$30.00 LOSS WITH 4 MORE HOURS TO EXPIRATION

DAILY BINARY CONTRACT  
40.00

TRADING @ 5.00

P&L

UNREALIZED \$10.00 LOSS WITH 4 MORE HOURS TO EXPIRATION

CRUDE OIL FUTURES CONTRACT

TRADING @ 37.50

P&L

UNREALIZED \$1250 LOSS IF NOT USING A STOP LOSS ORDER

### EXPIRATION



DAILY BINARY CONTRACT  
38.75

SETTLES @ 100

P&L REALIZED

\$50 PROFIT or 100% ROI

DAILY BINARY CONTRACT  
40.00

SETTLES @ 0

P&L REALIZED

\$15 LOSS or 100% LOSS of INITIAL \$15 COST

CRUDE OIL FUTURES CONTRACT

TRADING @ 38.78

P&L REALIZED

on close for \$30 PROFIT or 3% ROI

P&L Unrealized \$30 profit if you want to hold position but overnight margin would be \$4400

## COMMODITY BINARY OPTIONS ADVANTAGE:

NEVER TAKE DELIVERY!  
ALL CASH SETTLES



LEARN MORE ABOUT THE BENEFITS OF COMMODITY BINARY OPTIONS AT [NADEX.COM](http://NADEX.COM)

1) Futures, options and swaps trading involves risk and may not be appropriate for all investors 2) All exchange data shown is year to date as of XXXXXX. Most active trading times represents FX pairs only while most popular trading day and most popular contracts represents all products traded. Trade examples do not include exchange fees. Top 4 traded forex pairs in the world from Investopedia: <http://www.investopedia.com/walkthrough/forex/getting-started/pairs.aspx>